


WELCOME to



CHAMPIONS for Jesus

CHAMPIONS FOR JESUS SAMPLE PAGES

Thank you for taking a moment to review this curriculum. We have included 20 sample pages of this course to give you a basic idea of the materials you will receive on the CD-Rom. **(The first page you will see is a listing of all the files you would get on the course CD.)** Should you decide to order this program, the course disk (or electronic file) that you would receive comes with nearly 300 pages of materials. We're sorry we could not give you the entire program to preview, however because this is entirely reproducible material we could not do that. If you have any questions about content or materials, please call or e-mail.

- These courses are ideal for a Vacation Bible School program although they also work well for a Family Night or even Sunday School classes any time of the year.
- All preschool to grade 6 lessons come in black and white or full color.
- All sample and final course pages are in PDF files. You will need Adobe Acrobat Reader to read them. If you do not have this already in your computer, you can download it free at www.adobe.com.
-  **As you page through the samples, you will notice small red “speaking bubbles” on some pages. Just click on the bubble and a note with added information about that page will drop down. (These notes will not appear on a print out copy of that page.)**
- Remember that although you may see a sample page using the KJV or NIV, there will be an identical one on the disk with the other version as well.
- NOT included in these samples is a wide variety of templates for certificates, bulletin inserts, t-shirt iron-ons, doorknob hanger masters, etc. that are also on the disk.

If you have any questions feel free to e-mail at info@kremerpublications.com or call us direct at 1-800-669-0887.

The following sample pages are included in this file:

Course Overview/Directions/Helps (2 pages)
Grade 1-2 Lesson #2
Grade 5-6 Lesson #5
Preschool-Kindergarten Activity #1
Grade 3-4 Activity #1
Preschool-Kindergarten Teacher Guide #3
Suggestions Galore (2 pages)
Youth Lesson #4 (3 pages)
Adult Lesson #1 (2 pages)
Opening Devotion #2
Craft Pages Preschool-Grade 2 Lesson #3-4
Champions for Jesus Sheet Music (2 pages)
Promotion/Follow-Up
Closing Service Leader's Guide



THIS IS A LIST OF THE FILES THAT COME ON THE CD FOR *CHAMPIONS FOR JESUS*



A - READ FIRST

COURSE OVERVIEW - NIV
COURSE OVERVIEW - KJV



B - PRE-K & KINDERGARTEN

1 - TEACHER GUIDE - NIV
2 - LESSONS - NIV
3 - ACTIVITIES - NIV
4 - TEACHER GUIDE - KJV
5 - LESSONS - KJV
6 - ACTIVITIES - KJV
COLOR TEACHING PICTURES



C - GRADES 1 & 2

1 - TEACHER GUIDE - NIV
2 - LESSONS - NIV
3 - ACTIVITIES - NIV
4 - TEACHER GUIDE - KJV
5 - LESSONS - KJV
6 - ACTIVITIES - KJV
COLOR TEACHING PICTURES



D - GRADES 3 & 4

1 - TEACHER GUIDE - NIV
2 - LESSONS - NIV
3 - ACTIVITIES - NIV
4 - TEACHER GUIDE - KJV
5 - LESSONS - KJV
6 - ACTIVITIES - KJV



E - GRADES 5 & 6

1 - TEACHER GUIDE - NIV
2 - LESSONS - NIV
3 - ACTIVITIES - NIV
4 - TEACHER GUIDE - KJV
5 - LESSONS - KJV
6 - ACTIVITIES - KJV



F - YOUTH

1 - TEACHER GUIDE
2 - LESSONS NIV
3 - LESSONS - KJV
4 - CROWD PLEASERS



G - ADULT

1 - TEACHER GUIDES - NIV
2 - LESSONS - NIV
3 - LESSONS - KJV
4 - ANSWERS



H - DEVOTIONS

1 - DEVOTIONS - NIV
2 - DEVOTIONS - KJV
3 - TRANSPARENCIES



I - CRAFT IDEAS

1 - SCHEDULE
2 - INSTRUCTIONS
3 - TEMPLATES



J - SONGS

1 - GOD'S CHAMPION - SHEET MUSIC
2 - WHY AM I H-A-P-P-Y - SHEET MUSIC
3 - I'M IN-RIGHT - SHEET MUSIC
4 - REPRODUCIBLE SONGBOOK



K - SUGGESTIONS

SUGGESTIONS GALORE



L - PROMO & FOLLOW-UP

PROMOTION & FOLLOW-UP




M - WORSHIP SERVICE

1 - CLOSING SERVICE PDF - NIV
2 - CLOSING SERVICE PDF - KJV
CLOSING SERVICE ADAPTABLE - rtf



N - TEMPLATES

1 - ATTENDANCE CERTIFICATE (Typeable)
2 - ATTENDANCE CHART
3 - REGISTRATION CARD
4 - BULLETIN INSERT (Typeable)
5 - DOORKNOB HANGER (Typeable)
6 - POST CARD (Typeable)
7 - POSTER (Typeable)
8 - IRON-ON
9 - LOGO CUTS
9a - NAME TAG
9b - SAMPLE MAGNET
9c - MAGNET LOGO



COURSE OVERVIEW and SUPERINTENDENT NOTES

Welcome to Kremer's newest Vacation Bible School series *Champions for Jesus!* In preparing this course we attempted to focus on four main objectives:

1: **VERSATILE**

Champions for Jesus was designed to offer a versatile course for large or small congregations that is both friendly and workable. The preschool to grades 6 levels are ideal for daytime VBS programs. For churches who wish to provide an evening Bible school, we also have youth and adult sessions which coordinate with the preschool to grade 6 materials.

2: **FOCUSED**

The first criteria in presenting any course worthy of its title is to offer the Word of God in all its truth, purity and simplicity to Christ's little lambs. For many congregations, Vacation Bible School is the most basic form of mission work. Consequently the few hours available during these five days must include a message that is concise and clear. Children should be led to see the curse of the Law: that they are sinners who need redemption. They must also be shown the promise of the Gospel: that out of God's great love he sent a Savior to die for their sins and take their punishment upon himself. Only then will the children begin to see the hope of eternal life through faith in Jesus.

3: **ENJOYABLE**

Reproducible needn't mean uninteresting! Every component of *Champions for Jesus* is designed to stimulate the class. All of the stories, activity sheets, crafts and songs are coordinated to form a very enjoyable series.

4: **USABLE**

Kremer has carefully designed this course to be easily followed and well-stocked in ideas and suggestions. Permission is granted for you to reproduce any part of the course you desire, from sheet music to song tapes, from lessons to logo.

ABOUT THE COURSE:(Note:This course is produced in NIV & KJV)

Champions for Jesus is a 5-day Vacation Bible School course for grades preschool to grades 6. It is divided into four levels: Level 1:Preschool/Kind.; Level 2: Grades 1/2; Level 3: Grades 3/4; Level 4: Grades 5/6.

THEME:

The title of the course is *Champions for Jesus* and is based on Psalm 60:12, "With God we will gain the victory!" This thought is carried out in each lesson as the children meet various characters from the Bible who could be considered champions for Jesus. Each of these champions were people just like us, yet each showed a tremendous love for their Lord.

THE LESSONS:

DAY 1: Caleb...from detective to disciple (Numbers 13, 14)

DAY 2: The Servant Girl...from maid to missionary (2 Kings 5:1-15)

DAY 3: Joseph...from pit to power (Genesis 37:12-36; 42-45)

DAY 4: John...from fisherman to follower (John 19:1-30)

DAY 5: Timothy...from teen to teacher (Acts 16:1-5)

Real CHAMPIONS walk with God!

Real CHAMPIONS speak up!

Real CHAMPIONS forgive!

Real CHAMPIONS kneel!

Real CHAMPIONS live as God's children!

THE DEVOTIONS:

It is hoped that the entire Bible school can meet for the opening devotion. Each message is written to lead into the day's story lesson. PLUS, there are transparency masters designed to give you an ideal visual aid for each devotion.

THE TEACHER'S GUIDE:

For each lesson we have given you the theme, Bible reference, story summary and application. We emphasize that without proper application for the children, the story lesson is just another story. This year we have added a private pep talk to prepare teacher's for the day's lesson. The teacher's guide also includes activity sheet answers.

THE ACTIVITIES:

Be certain teachers prepare for these before class. A few of the activities may need some outside materials such as markers, crayons or Bibles. If teachers feel there needs to be more material, consult the "Suggestions Galore" page.

SUGGESTIONS GALORE:

Need more ideas? In this section you will find dozens of ideas for refreshments to research to art ideas.

THE CRAFTS:

These craft ideas are here to help you supplement your daily stories with fun art projects. Each craft is designed to coincide with the day's story lesson. We have always kept in mind the use of simple everyday items most teachers have readily available. If you wish to do more elaborate crafts, feel free.

THE SONGS:

We have included three songs with this course. "**Champions for Jesus**" is the theme song, with a new verse added each day that matches the day's story. The others are songs some of the children may already know. The sheet music and songs may be downloaded for reproduction purposes. Sale of the songs, however, is prohibited by copyright. We thank Tina Smith of Brookfield, Wisconsin for serving as soloist, and Charles Cushinery of Las Vegas, Nevada, for arranging and performing the instrumental background for the songs. (If anyone wishes further information on these artists, contact Kremer Publications.)

PROMOTION & FOLLOW-UP:

You will find the Promotion & Follow-Up section helpful in both advertising your VBS to the community and making the follow-up worthwhile. Both are necessary for any successful VBS.

CLOSING WORSHIP SERVICE:

For those congregations that include a closing worship service, we have one already completed which includes recitations, message topics and songs.

YOUTH & ADULT PROGRAMS:

Many churches are finding that an evening VBS works better for their community. Here you will have an entire 5 session program already available for both youth and adult groups. The stories coordinate with the preschool to grade 6 stories.

MASTERS:

Please page through the section titled MASTERS FOR YOU TO USE. This includes a wealth of valuable masters, from posters to logos, from registration cards to door-knob hangers. Feel free to use them often.

FINAL COMMENTS:

Kremer encourages suggestions and comments regarding this course. We pray that it may serve as a tool to help spread the Gospel of Jesus Christ to families everywhere. To God be the glory!




The SERVANT GIRL speaks up

2 Kings 5:1-15

Do you like to talk? What do you like to talk about? Some children talk so much that their parents have to ask them to please be quiet for a while. Has that ever happened to you?

Today we are going to meet a young girl who became a champion for Jesus because of her talking. She was a real champion because she knew exactly what to say. We find her story in the Holy Bible. The Bible doesn't tell us her name, so we'll call her the "servant girl." That's a good name for her because she was a servant for a wealthy army commander named Naaman.

The Bible tells us that Naaman was the commander of an army many, many years ago. We are told that he was a very brave soldier. But Naaman had a terrible problem. He had a horrid sickness called leprosy. Leprosy makes people's skin become ugly and infected. People with leprosy usually died because of it.




The servant girl worked in the house of Naaman. She would clean and do the household chores for Naaman and his family. The servant girl was a very ordinary youngster just like you. But she also had something special. She had a deep love for God. Even as a young girl she would ask her parents to tell her about God, and then she would tell others about how much God loved her. The servant girl was sad for Naaman. She wanted him to get well from his sickness. She knew that only God can heal people, so she decided to tell Naaman. "Why don't you go to a man named Elisha? I know he can help you," she asked. Elisha was a man who also loved God. She knew Elisha could show Naaman what wonderful things God could do for him.

Naaman agreed. He packed his donkeys and horses and took the long trip to see Elisha. When Elisha saw Naaman's leprosy, he told Naaman to take seven baths in the river. Then God would heal him of his leprosy. Naaman was angry. "How will that help me?" he asked. "I could have done that back at home without traveling all this way!" But his servants begged him to give it a try.

What do you think happened when Naaman took the seven baths in the river? That's right! God took away his leprosy, and he became completely well again.

What a wonderful miracle God did for Naaman! Naaman thanked God for healing him of his sickness and Elisha for telling him what to do. But there was someone else who should have been thanked. Who do you think that was? Naaman might never have been cured had the servant girl not taken the time to tell Naaman about the wonderful God she loved. Because the servant girl spoke up, Naaman was led to God. What a lesson we can learn from the servant girl. She was a real champion, because real champions speak up. She loved to tell others about God. We can learn from her that we should also be bold in telling others about God and the wonderful things he does for us through our Savior Jesus. That's a great message to share!



Numbers 13,14

REAL CHAMPIONS WALK WITH GOD!

"With God we will gain the victory." Psalm 60:12

Would you say you had a good memory? Can you remember things easily or do you have a problem with that? For instance, what was I wearing yesterday? What did we have for a snack? What did you eat last Saturday for lunch? What day is your mother's birthday? Where did you go on your last vacation trip? How many days were you gone? Where did you stay each night? What did you eat for supper on the last day?

Our Bible account today has a little to do with memory, a little to do with remembering a long trip, and a lot to do with how real champions always walk with God!

For many years the Children of Israel struggled as slaves in Egypt. They were forced to make bricks that Pharaoh used in building his extravagant cities. But God delivered them from their enemy. Under the leadership of Moses, God led his people out of Egypt and headed them on the way to the new and beautiful land he had promised to give them. Shortly after their journey began, God told Moses, "Send some men to explore the land of Canaan which I am giving to my people." (Perhaps your teacher can show you Egypt and Canaan on a map).

Moses chose twelve men. (You can read their names in Numbers 13:4-16.) He told them, "See what the land is like and whether the people who live there are strong or weak, few or many. What kind of land do they live in? Is it good or bad? What kind of towns do they live in? Are they walled or fortified? How is the soil? Is it fertile or poor? Are there trees on it or not? Do your best to bring back some of the fruit of the land."

The twelve spies went to Canaan and searched the land for 40 days. They searched the land like detectives

trying to learn everything they could. They even cut down a bunch of grapes that was so large they needed a pole to carry it.

When they arrived back at the camp, they began to tell Moses and the people what they had discovered. They detailed everything, just as Moses told them. BUT their stories weren't all in agreement. Ten of the spies gave the report that the land was frightening. They said some of the people were as tall as giants and their armies were far too strong for the Israelites. There was no way they could go into Canaan without being totally destroyed.

But two of the men, Joshua and Caleb, said, "The Lord will be with us. Don't be afraid of them." Which men do you think the people believed? They cried all night begging to go back to Egypt. The people refused to listen to Caleb or Joshua.

This made the Lord very angry. "How long will these people grumble?" God asked Moses. "Now I will send punishment because they don't believe my promises."

God told the people that because of their unbelief, they would wander through the wilderness for another 40 years—one for each day the spies were in the land of Canaan. Plus, he said that anyone over twenty years old would never see the promised land. They would die in the wilderness. The only exceptions were Joshua and Caleb. Because they trusted in God, they would be able to enter the promised land.


How sad! Now the people had to look forward to 40 more years of unhappiness in the wilderness all because they didn't believe what God had promised them. What a lesson we can learn from Joshua and



Caleb. They knew that even though their army may have seemed like ants before the Canaanites, it was still God who would give them the victory. And if God fights for us, we cannot lose. They trusted in God, just as we should trust God today. No matter what the problem, no matter where we go or what we do, we should always do our walking with God. He has

promised to help us wherever and whenever. Real champions don't walk away from God, they walk with him!

Real **CHAMPIONS** walk with God!
Preschool & Kindergarten
LESSON #1
ACTIVITY



A Scripture message to remember:
"Let us walk in the light of the Lord." Isaiah 2:5

Draw a picture of yourself walking beside Jesus. Color the picture.





A Scripture verse to remember:

“He that followeth me shall not walk in darkness.” John 8:12

LINE UP! *Put the events in proper order by placing the correct letters on the lines.*

- ___ A God punished the people with 40 more years of wandering
- ___ B Moses chose 12 men to spy on the land
- ___ C The stories that the spies told didn't agree
- ___ D Caleb said the land was a good land and the people should take it
- ___ E The children of Israel left Egypt

WHAT'S UP? *Answer these questions from the story.*

- Why did God deliver his people from the Egyptians? What did God wish to give to his people?
- Who were the twelve men chosen to spy? See Numbers 13:3-15
- What were the spies looking for?
- How can we tell Joshua and Caleb had real faith in God?
- What lesson can Joshua and Caleb teach us about our faith in God?

CODE WORDS! *Using the code, discover what our walk should be like.*

CODE: 1=A 2=E 3=H 4=I 5=J 6=K 7=L 8=S 9=T 0=U @=W &=Y

4 @ 1 7 6 @ 4 9 3 5 2 8 0 8 1 7 7 9 3 2 @ 1 &

SQUARE UP! *Place the answer to the questions in the boxes. Then read down and find out who walks with God.*

___ and Joshua gave favorable reports.

The ___ of Israel had just left Egypt.

Caleb showed us how to ___ with God.

___ selected twelve men to search out the land.


These men were called ___.

Caleb taught us what it means to have ___ in God.

___ wants us to walk with him.

We should begin our walk ___.

The answer is _____!



Bible Search...Read Genesis 5:21-24...*Who walked with God and was no more?*

PICTURE THIS! *On the reverse side, draw a picture of Caleb and Joshua pleading with the people.*



Lesson #3
PRESCHOOL/KINDERGARTEN
TEACHER GUIDE

TODAY'S THEME: Real CHAMPIONS forgive!

BIBLE REFERENCE: Genesis 37:12-36; 42-45

STORY SUMMARY: Joseph's brothers hated him and treated him cruelly, yet Joseph saw in his heart that they were to be forgiven for their thoughts and actions.

APPLICATION: We can learn a very important lesson from Joseph. Just as he forgave his brothers for their terrible treatment, so we must also forgive those who wrong us.

PRIVATE PEP TALK: This is a very real problem for our children today. All around them they are taught to argue, to hate, to take revenge for all the wrongs that others do to us. This story teaches just the opposite. We must be willing to forgive, with no thought of revenge, just as our Lord is willing to continually wipe clean our dirty slates.

PREPARATION:

1. Today's opening prayer: Dearest Lord, help us to follow the example you set when on the cross, that we should always be ready to forgive those around us. Be with my presentation today that I may pass this truth along to the lambs you have given me this week. In Jesus, the one who forgave me. Amen.
2. Plan your introduction to this story.
3. Study the lesson carefully to prepare for your presentation.
4. Be ready with the colored markers or crayons the children will need for the activity.
5. Review the day's song.
6. Remember the memory passage. (Perhaps you could bring the passage into the story presentation since it is so fitting.)

SCHEDULE:

1. Group devotion
 2. Remind the children that God's champions sometimes do things that are a bit unusual compared to what they see today - including forgiveness.
 3. Tell the story.
 4. Do the activity sheet.
 5. You may wish to cut out the activity pictures and pin them to the classroom bulletin board.
 6. Recess and refreshment
 7. Singing practice
 8. Craft time
 9. Clean up/Recap the day's lesson/Close with prayer/Dismiss
-

ACTIVITY SHEET DIRECTIONS & ANSWERS

FORGIVENESS BEGINS IN THE HEART: Discuss that forgiveness is something we feel in our hearts. Have the children carefully color the picture.



SUGGESTIONS GALORE

The following suggestions may be used to supplement your CHAMPIONS for Jesus Vacation Bible School course

If possible contact several champions from your congregation or community to share their faith with the children each day of the course. (The obvious: firemen, soldiers, politicians, athletes - pro & amateur, businessmen, doctors; and the not-so-obvious: housewife, teacher, pastor, secretary, mailman, pharmacist, etc.)

STORY 1.....Caleb: from detective to disciple

- Make magnifying glasses out of craft sticks and pipe cleaners.
- For your snack serve grapes and fig newton cookies.
- Have the students draw a picture of what they think the promised land was like.
- Make a class diorama from a shoe box depicting the promised land with the twelve spies.
- On a classroom map show the students where the spies roamed.
- Sing "My God Is So Great", "Walking with Jesus", or "Let Us Ever Walk with Jesus".
- At recess have a walking race.
- At recess have a map reading contest with hidden messages placed throughout the property which the students must locate simply by following their maps.
- Make 12 spies out of plastic Easter eggs (draw faces, etc.) Put in egg carton. Use to review lesson.
- Recall times we grumble, complain or are afraid. Use to reinforce lesson.
- For small children, parade around the room like the twelve spies. Act out the lesson. Continue to say, "Do not be afraid, the Lord is with us."

- Make bunch of grapes out of tag board and pipe cleaners. Hang over a yardstick or broom handle. Have two children carry when play acting.
- Research the names Caleb and Joshua. What do they mean?
- You be the spy. Write what it was like spying out Canaan.

STORY 2.....The Servant Girl: from maid to missionary

- Sing "This Little Light of Mine", "I Love to Tell the Story" or "Jesus Wants me for a Sunbeam".
- Discuss the life of a servant girl.
- Write an entry in the diary of the servant girl on the day she told Naaman about Elisha and the day she heard about his cure.
- Research the disease of leprosy. Do we have any similar diseases today which are equally dreaded?
- Discuss the compassion the servant girl had for her master.
- Lay a long piece of brown or blue paper on the floor to be the Jordan River. Have the children pretend to be Naaman and bathe seven times.
- Be a TV reporter and report on what happened to Naaman.
- Make Naaman and the servant girl out of Pringles cans or cardboard tubes. Cover with paper and color.
- Discuss how to go about telling others about Jesus.
- Make a "Thinking of You" card. Add a Jesus message inside.
- Make an invitation card for the closing service inviting relatives or friends.

STORY 3.....Joseph: from pit to power

- Collect canned goods for a food shelter
- Discuss jealousy and how it can destroy families.
- Make a two-sided story sheet. Fold a sheet of paper in half. You are Joseph. On one side draw a picture and explain what it was like in the pit. On the other half draw a picture and explain what it was like to be a powerful man.
- Draw a picture of Joseph as an Egyptian ruler.
- Research the clothing that Egyptian rulers wore in those days.
- Use a classroom map to learn how Joseph wound up in Egypt.
- Discuss what it must have been like living in a totally different culture.
- Serve Chex Mix and discuss the different types of grain used.
- Briefly listen to a cassette in a foreign language. Discuss how difficult it must have been for Joseph.
- Make a "spin-a-story" (tag board circle with a spinner and 4-6 pictures from the lesson). Use to review the lesson.
- Act out the different feelings Joseph had in this story.
- Make friendship bracelets or necklaces.
- Think of times you didn't wish to forgive someone. After telling the story, say,

SESSION 4

YOUTH



WELL-WORN KNEES

Footbag Anyone?

In paging the encyclopedias of sports and games one finds very few athletic events that have become popular as recent as the past 50 years. Perhaps one might name the Frisbee or Hula Hoop, or lawn darts, but still most sports today date back centuries or even to ancient times. Footbag is an exception. It's a refreshing new sport that took hold in the 1970s. Although it bears some resemblance to a game in ancient China in which a hair-filled bag was kicked for sport, it really is the brainchild of two young men named Mike Marshall and John Stalberger. You may know the game by its marketed name of Hacky Sack. It seems Mike and John simply enjoyed kicking a small ball back and forth, with the goal of keeping it from touching the ground. Their claim was that it taught agility, balance and coordination.



Similar to its cousin, soccer, footbag teaches the players to become adept at passing and kicking a ball without any use of the upper body. Hands and arms are strictly forbidden in passing the ball and keeping it airborne. Basically only the feet, legs or knees may touch the ball. Often players practice by kicking the ball alternating kicks from left leg to right leg. Consecutive footbag is played by one or several players whose object it is to pass the ball back and forth until someone becomes exhausted, or loses control of the ball. Records have been set of over 60,000 kicks by an individual or as many as 120,000 kicks by a pair of footbag players.

Some players enjoy choreographing their kicks to a rhythm or a set routine. Others play footbag similar to volleyball with a net separating the two opposing players. The ball must then be kicked back and forth with a limited number of kicks allowed before passing the ball over the net. Matches are scored similar to table tennis or volleyball.

More creative players have designed a course similar to a golf course in which they must kick the ball in a group of holes positioned in the ground throughout the course.

The great fun of footbag is that it costs very little and is a great way to pass the time. Footbags can be made easily by putting weights in a sock. Hacky Sacks are also readily available in most department stores.

Footbag players will tell you how important it is to develop coordination in your legs and lower body. Players would be lost if they were not able to move their lower body in nearly impossible contortions. Proper movement of feet, legs, knees and thighs is vital. So it is with the Christian as

well. Christians who know how to move their legs into a certain position are those who feel a special form of contentment come over them. The position we are speaking of is a slight bend at the knee until the individual rests down upon the floor—better known as kneeling.

Throughout the ages Christians have been known to kneel in prayer. This position seems to humble a person and brings about a special oneness with his Lord. And the best thing about it is participants can be of all ages. From the very young child kneeling at his bedside to the 90 year old grandmother saying her prayers upon her knees, kneeling can be a one-on-one participation sport between God and you.

Introducing JOHN: The Man at the Foot of the Cross

Today's champion was found standing at the foot of a cross, looking up at its victim. Whether actually down on his knees, we can't say for certain, but we do know that he took on the posture of one looking up to his Savior in a very humble and contrite way. We will discover that we too can learn to kneel at the foot of the same cross and look up at our Savior as well.

The Account



Setting the stage: Perhaps you could best set the stage by reading John 18 in its entirety. That will take the students from the Garden of Gethsemane to the trial before Pilate.

John 19:1-16

1. Why did the Jews take Jesus before Pilate? Why couldn't they try Jesus themselves? (See John 18:31)
2. Why did the soldiers dress up Jesus to make him look so funny? (See John 18:37)
3. What kingly things did the soldiers give Jesus?
4. How did Pilate feel about putting Jesus to death?
5. Whom did Pilate finally listen to in the end?
6. How did that seal Pilate's reputation in history?

John 19:17-24

1. Why do you think the place was called "The Skull"?
2. How many people were crucified that day?
3. Read about the trip to the cross in greater detail. See Luke 23:26-33.
4. What was the sign placed above Jesus' head?
5. How does Psalm 22:18 play an important part here?

John 19:25-30

1. Which of Jesus' friends were standing at the foot of the cross?
2. Where were all of the disciples? (See Mark 14:50)
3. Who was the disciple that Jesus loved? (See John 13:23; 19:26; 20:2; 21:7,20)
4. What did Jesus say to his mother and to John?
5. Jesus' last words were "It is finished." What did he mean with that powerful statement?

INVESTIGATION



THE REST OF THE STORY

As angels were with Jesus in Gethsemane shortly before his crucifixion, so they played a part shortly after his death. Angels were often associated with Jesus. They foretold the coming of Jesus, they warned his parents about Herod, they ministered to Jesus in the desert and at Gethsemane. Divide the class into smaller groups of two or three and give the following assignment:

There are three benchmark times in Jesus' life when we find angels present. Look up the three references below and list the similarities among the three situations.

- 1: Luke 2:8-15
- 2: Luke 24:1-8
- 3: Acts 1:10,11

There were times that Jesus used other means at his disposal in place of angels. Look up the following references and mention what means Jesus used.

1. At his temptation...Matthew 4:1-11
2. After leaving the Nazareth synagogue...Luke 4:18-30
3. In the region of the Gerasenes...Luke 8:26-33
4. During the storm on the Sea of Galilee...Luke 8:22-25
5. In Gethsemane...Matthew 26:47-54
6. On the cross...John 19:28-30

Session 1

ADULT



CHAMPIONS for J esus

This course is comprised of five sessions under the title of Champions for Jesus. During these sessions we will take a close look at five people in the Bible who could be considered champions because of their commitment and faithfulness to the Lord. Each of these ordinary people came from very different backgrounds, from that of a servant to a government leader, from a teen to an apostle. Yet they all shared something in common. They all lived as God's faithful children, filled with hope, love and zeal for their Lord.

Psalm 60:12 has been chosen as the theme for this series: "*With God we will gain the victory.*" For anyone to be a champion, there must first be a victory. This victory could never be possible apart from the victory Christ gained for us on the cross. It was the unconditional love of Jesus that led him to the cross to pay the debt that once was ours. Now as redeemed children of God we can join the Psalmist and proudly wear the badge of victory. Yes, with God we will gain the victory!

In introducing each of our five chosen champions, we will first look at a Bible Arrow. Bible Arrows are short statements which are truly profound in nature. They have the unique ability to pierce deep into our minds and hearts. For instance, think back to the account of Abraham leading his dear son Isaac up the mountain as he prepared to sacrifice the most precious thing he had. Can we begin to imagine the arrow that pierced Abraham's heart when Isaac looked up at him and asked, "But where is the lamb?" Those words had to shoot deeply into Abraham's soul.

TODAY'S BIBLE ARROW...**"THEN HE WAS NO MORE!"**

Throughout the history of the world, from creation to the current day, only a handful of people were given the very rare opportunity to bypass death and enter heaven. Even the great men and women of faith such as Moses, David, Esther and Abraham had to succumb to the certainty of death. Enoch was one of the select few who seemed to do the impossible. Although the Bible tells us very little of this man, we can gain some valuable insight into his life. We know from reading four verses of Genesis 5 that Enoch was the father of Methuselah, the man who lived to the amazing old age of 969 years. That would mean that Enoch was still a "youngster" of only 365 years when the unbelievable happened. Regardless if his age mirrors one year for each day of our calendar year or if it's but a coincidence, the goal of Enoch's life can easily be summed up in these words, "***then he was no more.***" That must have been a great shock to his family and friends. How could it be? Where had he gone? How could he simply disappear? Hebrews 11:5 says it this way: *he could not be found.*

If we take a closer look at the life Enoch led, we begin to see this beautiful miracle unfold. We must read the entirety of Genesis 5:24 to begin to see the light. “*Enoch walked with God; **then he was no more**, because God took him away.*”

If we would wish to put into words the hopes and dreams of every Christian’s life, we couldn’t find a more beautiful way of expressing our feelings. To have God take us away is the ultimate victory for each of us.

Listen carefully to the words of Hebrews 11:5, “*By faith Enoch was taken from this life, so that he did not experience death; he could not be found, because God had taken him away. For before he was taken, he was commended as one who pleased God.*” Enoch walked with God. That was his way. That was his demeanor. That was his habit. That was what he wanted out of life. That was what gave him the victory. That was what made him stand out as a true champion.

Our lesson today is about another person who mirrored the ways of Enoch. He lived at a different time, and in a different place. Yet the parallels we can draw between him and Enoch are very obvious. Come with us as we take another walk...a walk with Caleb.

The Account

Setting the stage: The Israelites had left Egypt, crossed the parted Red Sea and camped at the foot of Mt. Sinai. While there, Moses received the Ten Commandments and destroyed the golden calf that the people had made. Now they were heading north, and were camped at Kadesh-Barnea, quite literally on the doorstep of the land promised them by God...had they listened. They could have moved into their new homeland within a short time. Instead they drew out their trip for another forty years!

Numbers 13:1-16

2. Who made the request to spy out the land of Canaan?
3. What do we learn about this new land right from the beginning? (See Numbers 13:2)
4. Why did Moses select one leader from each of the twelve tribes?
5. List the names of those chosen.

Numbers 13:16-20

1. Exactly what were they to find out? List each item.
2. Why were they asked to bring back some of the fruit?

Numbers 13:21-25

1. On a map, locate the areas the spies visited.
2. Who were the Anakites? (See Deuteronomy 1:28, 2:10 and Joshua 11:21-23)

Numbers 13:26-33

Discuss the two different reports given when the spies returned.

DEVOTION DAY 2



THEME: REAL CHAMPIONS SPEAK UP!

Psalm 66:16

“Come and listen, all you who fear God; let me tell you what he has done for me.”

Are you afraid of anything? What would you say frightens you the most? Some people are afraid of the dark. They like to keep a little night light burning when they go to bed at night. Other people are afraid of wild animals or storms. Some people have very unusual fears like having dirty hands, flying in an airplane or going outside. These people live very unhappy lives because their fear can take away so much of their enjoyment.

A few years ago someone took a survey of many people and asked them what they were most afraid of. The results may surprise you. In fact being afraid of the dark or wild animals didn't even make the top ten reasons. Here is what the group of people said:

#10 dogs;	#9 loneliness;	#8 flying;	#7 dying;	#6 sickness;
#5 deep water;	#4 money problems;	#3 insects and bugs	#2 height.	

Can you guess what the number one thing these people said they were most afraid of? It was “speaking before a group.” Of all the people that took the survey, the thing that they were most afraid of was simply talking. Does that surprise you? Usually as children you don't mind getting up in front of some people and speaking to them. But often as we grow older we become more and more afraid of what people will think of us when we get up in front of a crowd.

We can see that speaking to others is not always the easiest thing to do. Perhaps it is because we are afraid of saying the wrong thing, or not even being able to think of anything to say. The Bible has something important to tell us about speaking to others. It gives us all a reason to speak. In Psalm 66:16 it says, “Come and listen, all you who fear God; let me tell you what he has done for me.” The one who wrote that was begging for a crowd to gather around him because he had something really important to tell. He wanted to speak up in front of a lot of people! Can you think of what he wanted so badly to tell them? He wanted to tell everyone about the wonderful things God did for them. He wanted to tell about how God created this wonderful world. He wanted to tell about the love of God that caused him to send Jesus here to earth to die on the cross and save us from our sins. He wanted to tell them about the home in heaven Jesus is planning for us. Yes, the one who wrote those words had some very wonderful things to tell others, and he wasn't ashamed to tell them either. He wanted a crowd to hear everything he had to say!

Our Bible lesson today is about a real champion who spoke up about God. And she wasn't a grownup lady either, she was only a young girl. See how she looked for just the right time to say just the right thing.

Prayer: Dear God, please give me the right words to speak that I may tell others how much Jesus loves them, and how much he did for all people so their sins would be forgiven and they could have the hope of heaven. In Jesus' name. Amen.

CHAMPIONS for Jesus

CRAFTS

Preschool / Kindergarten
Grades 1 / 2



DAY 3


"FORGIVE IN LOVE HANGING HEARTS"

MATERIALS: (per child)

- 9 hearts - 3 of each size (template provided)
For the middle sized heart, use a printed paper like wallpaper or wrapping paper. Use card stock or construction paper for large and small hearts.
 - 1 14" piece of ribbon about 1" wide
 - 1 4" piece of yarn or string for hanger
- stapler / scissors / glue
markers / crayons / colored pencils
2-sided tape

DIRECTIONS:

1. Glue small heart to medium heart, then medium to large.
2. Color letters of words "Forgive In Love"
3. Fold top of wide ribbon over 1" and staple or tape.
4. Tape or glue hearts to ribbon, being certain words are in correct order.
5. Thread string through ribbon loop at top & tie a knot. Cut off excess string.



DAY 4


"CROSS"

MATERIALS: (per child)

- cross pattern (template provided)
- cardboard cross
- noodles (elbow macaroni, shells, bows, etc.)
- string - 5" long
- Sobo Glue / Tacky Glue
- gold or silver paint (optional)

DIRECTIONS:

1. Teacher can cut out cardboard crosses ahead of time
2. Spread glue onto small section of cross and cover with noodles. Continue sections until one entire side of cross is covered. Let dry.
3. Punch hole in top of cross for string hanger.
4. If desired, brush tops of noodles with gold or silver paint.



God's Champions



Words and Music by Reynold R. Kremer
Arranged by Charles Cushinery

Refrain

Voice

Piano

They loved their Sa - vior; sang His praise. They

4

wor - shiped Him through - out their days. For thank - ful cham - pions they could be, Since Je - sus won the vic - tor -

Pno.

To Coda

Verse

7

y!

1. Brave	Ca -	leb	took	a	trip	one	day;	He
2. The	ser -	vant	girl	was	ver -	y	sure	That
3. His	bro -	ther's	sold	him	as	a	slave,	Yet
4. John	knelt	be -	fore	the	cross	with	Christ	Where
5. Young	Tim -	o -	thy	was	trained	by	love,	To
6. I								

To Coda

Pno.

9

spied a land quite far a way. Re - port - ed back, "Oh, yes, it's true, That
 Na - a - man could find a cure. The mes - sage she just had to tell Was
 God helped Jos - eph to be brave. As years went by they met a - gain, But
 Je - sus paid the sac - ri - fice. For on that cross our Sa - vior died, That
 share God's mes - sage from a - bove. A teen who loved his Sa - vior dear, He

Pno.

11

God will give this land to you." (2. The) (They)
 God could make the sick man well. (3. His)
 Jo - seph had for - giv - en them. (4. John)
 we might all be glor - i - fied. (5. Young)

spread God's Word both far and near.

D.S. al Coda

⊕ Coda

now can see with all my heart That

Pno.

15

I can play a cham-pion's part. For Je - sus died and set me free That I might live e - ter - nal - ly. That I might live e - ter - nal - ly.

Pno.

PROMOTION & FOLLOW-UP IDEAS



INTRODUCTION

Many congregations use a summer Vacation Bible School (VBS) as a way of reaching out to their community with the saving message of Jesus Christ. In order to reach the greatest number of children and families, congregations will want to promote their Vacation Bible School. What follows are a variety of VBS promotional ideas. God willing you can make use of one of these, some of these, or at least be spurred on to your own ideas which fit your specific VBS and its intended audience. God's blessings as you prepare to reach out with God's love in Christ.

Ideas for Promoting Vacation Bible School (VBS):

1. **Begin your planning and promoting as early as January.** Consult cradle roll and other church prospect records to see whom you will be inviting. Keep and consult VBS family names and addresses from past years and invite and inform them a month or more in advance.
2. **Hand out VBS flyers in local parades.** If a group from your church is marching in a parade, you can spot families with children and hand out a ready-made flyer which contains all the information about your VBS, including dates, times, place, phone number, and more.
3. **Canvass a neighborhood.** Go door to door with an invitation to the children of your community and ask them to attend your Vacation Bible School. You may want to hand out door knob hangers or flyers ahead of time so that, once you arrive, the people in their homes know why you are there and/or in case they are not home when you knock on the door, they already have the information.
4. **Get a group from outside your congregation to help canvass.** If your congregation does not have the manpower or is an exploratory group, you may want to consider getting outside help. Travel teams and travel grants are usually available and can bring in adult, college, or high school aged groups. Maybe two close-by congregations can help out at each other's VBS. Pick different dates and use the same canvass teams for both.
5. **Send out invitations** to VBS containing a registration form with a self-stamped, self-addressed envelope or post card. You can do this for member families and/or prospects.
6. **Make use of the Internet for VBS promotion and registration.** Send out a mass e-mail to members and prospects with all the VBS information. Tell people that they can forward the e-mail invitation to others in their e-mail address books. If you have a church web page, include an on-line VBS information page with an on-line registration form. Scan and upload

VACATION BIBLE SCHOOL CLOSING SERVICE

LEADER'S GUIDE



[The devotional passages may be read by the worship leader or recited by the different children's classes or read aloud by the congregation with the help of the worship leader. The industrious leader could even adapt the devotions to be acted out by a group of upper level students to help make the point even stronger. Perhaps the upper class could even write the adaptations. If so, keep them short and on track. To accomplish this goal, however, it would be best to begin writing and practice by no later than the second day of Vacation Bible School.]

INTRODUCTION

Welcome to our Vacation Bible School's closing service. This week the children have been learning about the love of Jesus who helped his people in Bible times to be champions during some difficult days. Our families and our children face difficult days still today, and that same Jesus can help us and our children be champions right now and forever. Please join with me as we begin our service with the Responsive Verses printed out in our bulletin.

OPENING VERSES (from Psalm 108)

L: We have come together to worship our Lord. Let us do so in the name of the Father and of the Son and of the Holy Spirit.

C: Amen!

L: I will praise you, O Lord, among the nations.

C: I will sing of you among the peoples.

L: For great is your love, higher than the heavens.

C: Your faithfulness reaches to the skies.

L: Save us and help us with your right hand,

C: that those you love may be delivered.

L: I will praise you, O Lord, among the nations.

C: FOR WITH GOD WE WILL GAIN THE VICTORY!

On our first day of VBS, we learned how important it is to:

WALK WITH GOD

John 8:12 Jesus said, "I am the light of the world. Whoever follows me will never walk in darkness, but will have the light of life."

Have you ever tried walking in a room in the dark? Ouch! You can trip over furniture or even walk into a wall. But Jesus says when we walk with him, we'll always know the right way to go. He'll never steer us wrong. Just open up the Word of God and his light will shine into your heart and life. Many years ago a brave man by the name of Caleb trusted in the light of God's Word to guide him, even when most of his friends gave up on God. And God made Caleb a champion who marched into the Promised Land, a home given by God. Let's listen!